




ANDAIMES METÁLICOS



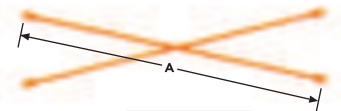
Plataforma Metálica



Peso (Kg)	Medidas (mm)	
	A	B
15	2160	300
18	2160	400

Peso (Kg)	Medidas (mm)	
	A	B
8	985	2085

Cruzeta Metálica



Peso (Kg)	Medidas (mm)
	A
2	2690

Rodízio com travão
diam. 125 e 200



Nivelador
Roscado

Travessa



Medidas (mm)
A
2160